

Custom Install

Architectural loudspeakers



Engineered to entertain

DYNAUDIO



Heard. Not seen.

Easy specification, tool-free installation, plug-and-play operation. Here's everything you need to know about Dynaudio Custom

- 4 Performance series**
- 10 Studio series**
- 14 Studio LCR**
- 20 Outdoor**
- 22 About Dynaudio**

They're all but invisible, but you'll know they're there. Dynaudio Custom takes everything we know about speaker design... and tailors it just for you.

It shouldn't be hard to get great sound. When we set out to design our custom-install architectural speakers, we knew they had to be simple to understand, neat and easy to install, and flexible enough to work in even the most challenging listening environments.

Most importantly, our range of in-ceiling and in-wall speakers had to sound every bit as good as our acclaimed free-standing hi-fi and pro-audio kit. There was no room for compromise – and we didn't stop until we'd nailed it.

The whole Dynaudio Custom range harnesses the same core technology, expertise and fanatical attention to detail that's made our hi-fi, professional studio and in-car speakers so celebrated. It's the same stuff – it's just inside the walls instead of in front of them.

It's a system that works around you, too. Pick between our in-wall or in-ceiling speakers, or even combine the two. The frames can then be pre-installed during renovation and decorating, or retrofitted into existing cavities. You can even paint their magnetic grilles to suit your décor. And then, when it's time, fine-tune the speakers' positions – so everything's exactly right, first time.

When you hear Dynaudio Custom, you're hearing decades of research, care and pride. Only this time, it's tailored just for you.



Dynaudio Custom Performance series

**The right fit for high-res listening and distributed audio.
It's as simple as that.**

The Custom Performance series brings true Dynaudio hi-fi performance to the tightest cavities in ceilings and walls. No more having to choose between deep and shallow versions of in-wall and in-ceiling speakers when specifying your system. No more having to choose between performance and fit. And no more fiddly install processes: just twist and lock into place.

We've developed ingenious ways of packing everything that makes our speakers legendary – soft-dome tweeters, MSP drivers, large voice-coils and powerful magnets – into a form that lets you work around the nasty surprises you find behind the drywall. And the sound? Simply jaw-dropping. Naturally.

Don't compromise. Just fit, finish and enjoy.



P4-W80



P4-W80



P4-W65

P4-W80

P4-LCR50

Model	P4-W65	P4-W80	P4-LCR50
Type	Two-way in-wall	Two-way in-wall	Two-way in-wall
Drivers	Tweeter: 25mm (1in); mid/bass: 165mm (6½ in)	Tweeter: 25mm (1in); mid/bass: 200mm (8in)	Tweeter: 25mm (1in); mid/bass: 2x130mm (5in)
Frequency response (+/- 3 dB)	46Hz – 20kHz	46Hz – 20kHz	48Hz – 20kHz
Impedance (nominal/minimum)	8Ω / 5Ω	8Ω / 5Ω	4Ω / 3.2Ω
Sensitivity (dB SPL [2.83 V/1 m])	87.5dB	89dB	89dB
Continuous power*	40W	50W	50W
Long term power*	80W	160W	100W
Tweeter level options	-3dB, 0dB, +3dB	-3dB, 0dB, +3dB	+3dB, 0dB, -3dB
Dimensions (W x H x D)	198 x 296 x 63mm (7¾ x 11⅞ x 2½ in)	237 x 392 x 77mm (9⅝ x 15⅜ x 3 in)	360 x 195 x 77mm (14¼ x 7¾ x 3 in)
Cut-out dimensions	175 x 275mm (6⅞ x 10⅞ in)	215 x 370mm (8½ x 14½ in)	175 x 340mm (6⅞ x 13⅜ in)

* Measured according to IEC 60268-5 using a pink noise input signal.

'Continuous' is 100 hours of operation. 'Long-term' is 10 cycles of one minute on and two minutes off.

Fit and finish

The low-profile magnetic grilles snap into place in exactly the correct position. You can also paint them to match the room's décor





P4-C65



P4-DVC65



P4-C80

Model	P4-C65	P4-DVC65	P4-C80
Type	Two-way in-ceiling	Two-way in-ceiling	Two-way in-ceiling
Drivers	Tweeter: 25mm (1in); mid/bass: 165mm (6½ in)	2x tweeter: 25mm (1in); mid/bass: 165mm (6½ in)	Tweeter: 25mm (1in); mid/bass: 200mm (8in)
Frequency response (+/- 3 dB)	46Hz – 20kHz	46Hz – 20kHz	48Hz – 20kHz
Impedance (nominal/minimum)	8Ω / 5Ω	2x 4Ω / 2x 3.2Ω	8Ω / 5Ω
Sensitivity (dB SPL [2.83 V/1 m])	87.5dB	87.5dB	89dB
Continuous power*	40W	2x 20W	50W
Long-term power*	80W	2x 40W	160W
Tweeter-level options	-3dB, 0dB, +3dB	-3dB, 0dB	-3dB, 0dB, +3dB
Tweeter orientation	Pivoting 360*	Fixed	Pivoting 360*
Dimensions/depth	Ø 232mm / 72mm (9¼ / 2⅞ in)	Ø 232mm / 76mm (9¼ / 3 in)	Ø 280mm / 90mm (11 / 3½ in)
Cut-out dimensions	Ø 210mm (8¼ in)	Ø 210mm (8¼ in)	Ø 260mm (10¼ in)

* Measured according to IEC 60268-5 using a pink noise input signal.

'Continuous' is 100 hours of operation. 'Long-term' is 10 cycles of one minute on and two minutes off.



Performance series

Fire-rated back-box (shallow)

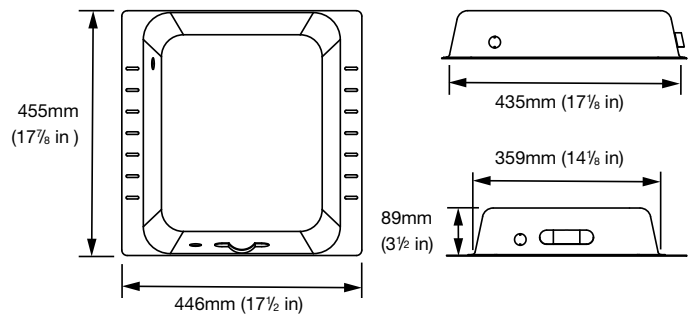


Safety first if the temperature rises

The Dynaudio Fire-rated back-box is a shallow-depth metal enclosure for use with all our Performance series in-ceiling and in-wall speakers.

The enclosure is filled with Morgan Superwool Plus lining for temperature resistance up to 1200°C for one hour in accordance with local building regulations.

It mounts in standard 16-inch-on-centre stud-bays – no cutting required.



Model	Dynaudio FRBB-S
Type	Fire-rated back-box (Shallow)
Dimensions (W x H x D)	446 x 455 x 89mm (17 1/2 x 17 7/8 x 3 1/2 in)
Internal volume	18L

Dynaudio Custom Studio series

Hair-raising quality for active listening, media rooms, home cinema and more.

When you want audio to grab your audience, stop them in their tracks and captivate them, you need a special-sounding system. The Studio range is that system.

We've used elements taken directly from our award-winning home hi-fi and pro studio products and engineered them into a form that fits discreetly into in-wall and in-ceiling specifications without making the compromises you might find elsewhere. They're a breeze to install thanks to their clever frame-locking system, and they're easy to fine-tune in place using their innovative rotating speaker/tilting tweeter assembly.

Quality sound, installed where you need it – and focussed where your client wants it.



S4-W65



S4-W80



Model	S4-W65	S4-W80
Type	Two-way in-wall	Two-way in-wall
Drivers	Tweeter: 28mm (1in); mid/bass: 165mm (6½in)	Tweeter: 28mm (1in); mid/bass: 200mm (8in)
Frequency response (+/- 3 dB)	55Hz – 20kHz	45Hz – 20kHz
Impedance (nominal/minimum)	8Ω / 5Ω	8Ω / 5Ω
Sensitivity (dB SPL [2.83 V/1 m])	87.5dB	89.0dB
Continuous power*	50W	100W
Long-term power*	125W	140W
Tweeter level options	-3dB, 0dB, +3dB	-3dB, 0dB, +3dB
Dimensions (W x H x D)	235 x 213mm / 90mm (9¼ x 8⅝in / 3½in)	395 x 213mm / 90mm (15½ x 8⅝in / 3½in)
Cut-out dimensions	198 x 296mm / 90mm (7¾ x 11⅞in / 3⅝in)	237 x 392mm / 99mm (9⅞ x 15⅝in / 3⅞in)
Grille material	Painted steel	Painted steel
Grille options	Rectangular	Rectangular
Grille attachment	Magnetic	Magnetic
Grille finish	White (paintable)	White (paintable)

* Measured according to IEC 60268-5 using a pink noise input signal.

Continuous is 100 hours of operation. *Long-term* is 10 cycles of one minute on and two minutes off.

Total control

The speaker unit can rotate in its frame to direct the woofer to the listening position, and the tweeter tilts for even more focus





S4-C65



S4-DVC65



S4-C80

Model	S4-C65	S4-DVC65	S4-C80
Type	Two-way in-ceiling	Two-way in-ceiling	Two-way in-ceiling
Drivers	Tweeter: 28mm (1in); mid/bass: 165mm (6½in)	2x tweeter: 28mm (1in); mid/bass: 165mm (6½in)	Tweeter: 28mm (1in); mid/bass: 200mm (8in)
Frequency response (+/- 3 dB)	55Hz – 20kHz	50Hz – 20kHz	45Hz – 20kHz
Impedance (nominal/minimum)	8Ω / 5Ω	2x 4Ω / 2x 3.2Ω	8Ω / 5Ω
Sensitivity (dB SPL [2.83 V/1 m])	87.5dB	83.5dB	89dB
Continuous power*	50W	2x 50W	100W
Long-term power*	125W	2x 100W	140W
Tweeter level options	-3dB, 0dB, +3dB	-3dB, 0dB	-3dB, 0dB, +3dB
Tweeter orientation	Three tilt angles	Three tilt angles	Three tilt angles
Mid/bass orientation	18° x 360°	18° x 360°	18° x 360°
Dimensions/depth	Ø 232mm / 155mm (Ø 9¼in / 6¼in)	Ø 232mm / 167mm (Ø 9¼in / 6¾in)	Ø 280mm / 163mm (Ø 11in / 6¼in)
Cut-out dimensions	Ø 210mm (8¼in)	Ø 210mm (8¼in)	Ø 260mm (10¼in)
Grille material	Painted steel	Painted steel	Painted steel
Grille options	Round (supplied) / square	Round (supplied) / square	Round (supplied) / square
Grille attachment	Magnetic	Magnetic	Magnetic
Grille finish	White (paintable)	White (paintable)	White (paintable)

* Measured according to IEC 60268-5 using a pink noise input signal.
 'Continuous' is 100 hours of operation. 'Long-term' is 10 cycles of one minute on and two minutes off.

Dynaudio Custom Studio LCR

The modular custom install system that places quality front and centre.

No stud-cutting. No restrictions. No hassle. The Custom Studio LCR system lets you create personalised vertically or horizontally oriented left, centre and right three-way speaker channels while allowing simplified installation – even between stud bays.

That means you can meet exact SPL requirements with ease, including THX and Dolby reference levels at up to 4m from the listening area.

The system's intelligent modular design means incredible flexibility: the S4-LCR65MT mid/tweeter and S4-LCR65W woofer modules fit around standard 16in studs (so you don't have to cut them away).

You can position the tweeter either way up and at any height in the array (so the listener gets total focus). And the modules are easily connected using speaker wire, with their frames either connected together and installed in a single cut-out, or spaced apart in multiple cut-outs to create a single channel.

Each module uses a passive crossover with a three-position switch, pre-configured to typical LCR channel configurations that use one or two connected woofer modules. There's also a bypass position to enable an unlimited number of fully active and completely customized S4-LCR65 system setups with external DSP processing and a dedicated amp channel for every driver in each channel.

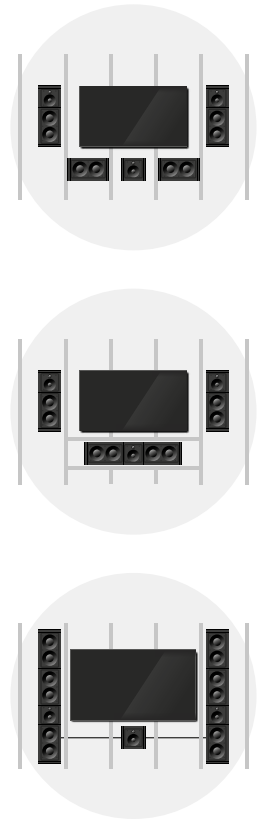

And, like the rest of the Dynaudio Custom range, all the modules mount into their frames without any tools required.



S4-LCRMT



S4-LCR65W



Model	S4-LCRM T	S4-LCR65W
Type	Two-way in-wall mid/tweeter module	Twin-driver in-wall bass module
Drivers	Tweeter: 28mm (1in); mid/bass: 100mm (4in)	2x 165mm (6½ in)
Frequency response (+/- 3 dB)	250Hz – 20kHz	35 – 300Hz
Impedance (nominal/minimum)	8Ω / 5Ω	4Ω / 3.2Ω
Sensitivity (dB SPL [2.83 V/1 m])	89±3dB (250Hz-20KHz)	86±3dB (40Hz-250Hz)
Continuous power*	50W	50W
Long-term power*	150W	200W
Tweeter level options	+3dB, 0dB, -3dB	N/A
Dimensions (W x H x D)	235 x 213 / 90mm (9¼ x 8⅝ / 3½ in)	395 x 213mm / 90mm (15½ x 8⅝ / 3½ in)
Cut-out dimensions	190 x 213mm (7½ x 8⅝ in)	190 x 373mm (7½ x 14⅙ in)
Grille material	Painted steel	Painted steel
Grille options	5in	5in
Grille attachment	Magnetic	Magnetic
Grille finish	White (paintable)	White (paintable)

* Measured according to IEC 60268-5 using a pink noise input signal.

Continuous is 100 hours of operation. *Long-term* is 10 cycles of one minute on and two minutes off.





Custom grille

Want more? You've got it. Just cut it to fit and install the end-caps for a seamless appearance. All grilles are 230mm (9in) in height

1319mm
(51¹⁵/₁₆in)

1x S4-LCRMT + 2x S4-LCR65W

We've got the ultimate LCR system covered

985mm
(38³/₄in)

1x S4-LCRMT + 1x S4-LCR65W

Want to combine a woofer module with a midrange? There's a grille for that too

614mm
(24³/₁₆in)

1x S4-LCR65W

Rectangular grille for the twin-woofer module

424mm
(10¹/₁₆in)

1x S4-LCRMT

Square grille for the midrange/tweeter module

264mm
(10⁵/₁₆in)

Dynaudio Custom **Outdoor**

Quality doesn't need to stop at the door. The Outdoor family brings Dynaudio's trademark audio reproduction to a new environment.

Relaxing outside is always better with music. These two-way surface-mount speakers are IP65-rated for resistance to dust and protection from everyday water (such as sprinklers, rain and water-balloon fights). They have a UV-resistant finish and they've been subjected to salt-spray testing too – so they'll stand up to regular use whatever the weather throws at them.

The Outdoor range can be used in passive 8ohm mode, or linked in a 70/100V system with their built-in transformers, if you want to spread them out to a larger area.




OW-8

OW-6



Cables are kept safe with the Phoenix connector and cover

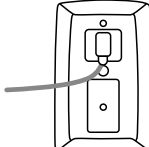
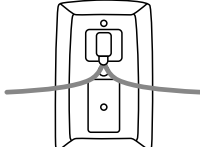




Outdoor



Using the speakers in a high-voltage 70/100V system? Set-up is simple

Model	OW-6	OW-8
Type	Two-way on-wall	Two-way on-wall
Drivers	Tweeter: 25mm (1 in); mid/bass: 165mm (6½ in)	Tweeter: 25mm (1 in); mid/bass: 200mm (8 in)
Performance frequency response (+/- 3 dB)	78Hz – 20kHz	70Hz – 20kHz
Impedance (nominal/minimum)	8Ω / 5Ω	8Ω / 5Ω
Sensitivity (dB SPL [2.83 V/1 m])	87dB	87dB
Continuous power*	60W	60W
Long term power*	300W	300W
Input selector	8Ω / 70V / 100V	8Ω / 70V / 100V
Dimensions (W x H x D)	180 x 285 x 175mm (7¼ x 11¼ x 6⅞ in)	210 x 340 x 196mm (8¼ x 13⅜ x 7¾ in)
Weight	4.5kg	5kg
Temperature range	-33°C to +40 °C (-27.4°F to 111.2°F)	
IP rating	IP65	IP44
		

* Measured according to IEC 60268-5 using a pink noise input signal.

'Continuous' is 100 hours of operation. 'Long-term' is 10 cycles of one minute on and two minutes off.

About Dynaudio

hi-fi right from the start

Back in 1977 Dynaudio's founder, Wilfried Ehrenholz, decided that the off-the-shelf speakers available at the time weren't telling the whole truth. He and his colleagues started out by putting drivers made by other companies into tweaked cabinets, with crossovers designed and built in-house. But they still weren't right: it wasn't all made in-house. And we all know there's only one way to get something right if no one else can do it...

But it wasn't just a dive-straight-in job. They did their homework. Dynaudio was reaching for the next level; a level its established competitors – some of whom were leviathans of the hi-fi industry – either couldn't get to, or hadn't even realised existed. The goal? To stop picking apart frequencies and just... sit. Listen. Enjoy. "If a musician expresses what's in the music, when you listen to it you aren't analysing it, it's just emotion," Wilfried says.

That philosophy – that pursuit of truth through emotion – permeates the entire company. There's always another level to hit. "I'm very proud that we kept all our principles from the beginning; we didn't have to change anything. Most concepts we started are still valid after more than 40 years," Wilfried says.

The drivers sit at the heart of it all. We develop and manufacture them ourselves – right down to magnetising the magnets and winding the voice-coils. Winding is an automated process these days (although even the robots we built can't escape the eagle eyes or ears of our quality-control people), but at one point even this was done by expert pairs of hands.





We kept all our principles from the beginning. Most concepts we started are still valid after more than 40 years.

Most of our voice-coils are aluminium instead of copper. It's lighter, which lets us double the coil diameter for any given weight. It also lets us use longer windings for longer driver excursion and better heat dissipation. (In English, that means we have tighter control over the sound.) Others are made from copper when we need extra power. We use the best material for the job... which means you get the best performance we can deliver.

There are some details you won't even see – like the spider. That's the springy piece of material that acts as the voice-coil's suspension. It controls how much the voice-coil moves back and forth, and how much air there is behind the speaker cone. We've improved its symmetry by measuring, simulating and, ultimately, listening. It all sits in the basket. That's the physical housing for the whole driver motor. We've spent just as much time refining it as we have every other part of our speakers. It's made to reduce turbulence behind the driver, which, again, helps them sound their best.

Then there's our signature soft-dome tweeters. We've been refining our designs ever since we started the company: geometry, shape, materials, stiffness... even the precision coating. Because Dynaudio tweeters aren't made of metal, they have a flatter, more linear frequency response – which means more honest performance.

But, in the end, it all comes down to our people. They're fanatical about what they do, and they're incredibly proud of what they produce. We hope you'll be proud to specify our speakers in your projects, too.

Home

We've been making jaw-dropping high-end hi-fi speakers since the beginning – listen to them and find something new in your music



About Dynaudio

Home, car, studio and beyond

You'll find Dynaudio products in homes, recording studios and cars all over the world. We've built an audio ecosystem like no other

When you listen to a Dynaudio speaker, wherever you're playing it, you're listening to more than 40 years of experience. But more than that, you're listening to everything the artist who recorded the track wants you to hear. In many cases you can even draw a line right from the original recording to your listening space – our studio speakers are used all over the world, outputting nothing but the artists' raw emotion. And that shines through when you're sitting in your living room, your home cinema or even your car listening to our speakers, too. They tell the truth; nothing more, nothing less.

We are Dynaudio, and we've been making quality loudspeakers since 1977.




Pro

Think of your favourite record. Chances are, Dynaudio pro speakers were used in its production

Car

We make high-end audio systems for Volkswagen – so you can feel more relaxed when you get out of the car than you were when you got in



Dynaudio Labs

We don't leave anything to chance. Our R&D department, Dynaudio Labs, is full of brilliant minds and cutting-edge technology... including Jupiter, our massive 13 x 13 x 13m robotic measuring facility

Dynaudio A/S
8660 Skanderborg
Denmark

dynaudio.com

All text and image copyrights reserved.
Subject to change without notice.

DYNAUDIO