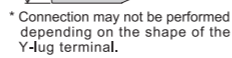



SPECIFICATIONS

Rated output	20W + 20W (6Ω), 18W + 18W (8Ω), 14W + 14W (4Ω)
Input sensitivity/ input impedance	PHONO (MM): 3.0mV/47kΩ PHONO (MC): 0.38mV/100Ω (PRE OUT :1V) LINE: 180mV/47kΩ, MAIN-IN: 690mV/100kΩ
Output voltage	RECOUT: 180mV, PRE OUT: 1V
Frequency response	PHONO: 20Hz to 20kHz (±0.5dB) LINE: 20Hz to 80kHz (+0, -3.0dB)
Total harmonic distortion	1% or less (6Ω, 1kHz)
S/N ratio (IHF-A)	PHONO (MM): 84dB or more PHONO (MC): 67dB or more LINE: 95dB or more
Volume adjustment	LECUA
Circuit	Driver: Mullard, Output: beam tetrode connection
Vacuum tubes	6L6GC×4, ECC82×3
Output configuration	Push-pull
Max. amount of tone control	±8dB, turnover frequency switch-over system BASS: 150 / 300 / 600Hz, TREBLE: 1.5k / 3k / 6kHz
Power supply	230V~(50Hz) / 115V~(60Hz)
Power consumption	127W
External dimensions	440(W) x 197(H) x 403(D) mm front side knob of 25mm and rear side terminal of 28mm included in depth
Net weight	17.6kg (main unit)
Accessories	Remote controller (RA-25) Power cable
Speaker terminal	Width of part a: 15mm or less
Supported Y-lug terminal dimension	Width of part b: 8mm or more



* Connection may not be performed depending on the shape of the Y-lug terminal.



Internal configuration

Natural wood is used for the wooden case and as such the colour and pattern may vary slightly from unit to unit. Quality of the finished products are monitored with rigorous standards.

COMPACT DISC PLAYER

D-380



SPECIFICATIONS

Applicable disc	2channel CD	S/N ratio (IHF-A)	SOLID STATE: 115dB, VACUUM TUBE: 105dB
Analog output	Unbalanced x 1	Vacuum tubes	ECC82×1
Digital output	Coaxial x 1, Optical x 1	Power supply	230V~(50Hz) / 115V~(60Hz)
Output voltage	SOLID STATE: 2.1V, VACUUM TUBE: 2.4V	Power consumption	16W (at standby)
Output impedance	300Ω	External dimensions	440(W) x 167(H) x 286(D) mm front side knob of 4mm and rear side terminal of 8mm included in depth
Frequency response	SOLID STATE: 20Hz to 20kHz (+0, -0.2dB) VACUUM TUBE: 20Hz to 20kHz (+0.1, -0.3dB)	Net weight	10.8kg(main unit)
Total harmonic distortion	SOLID STATE: 0.005%, VACUUM TUBE: 0.8%		

BELT DRIVE ANALOG PLAYER

PD-171A



SPECIFICATIONS

■ Turntable		■ Tone arm	
Drive system	Belt drive system	Format	Static balance, S-type
Motor	Reaction and AC synchronous motor Motor power supply: Quartz oscillation amplifier	Bearing	One point cross suspension
Material	Machined aluminium plate, Surface finish: Diamond cut	Effective length	229 mm
Rotation speed	33 1/3 rpm, 45 rpm switch type, Rotation speed adjustment: ±5 %	Overhang	15 mm, tracking error: +1.9° to -1.1°
Wow and flutter	0.04 % or less (W.R.M.S)	Applicable cartridge weight	4 to 12 g (17 to 25 g headshell included)
Weight	5.0 kg (platter)	Adjustable height range	38 to 60 mm
		Anti-skating	0 to 3 g
		■ Main unit	
		Power supply	230V~(50Hz) / 115V~(60Hz)
		Power consumption	38W
		External dimensions	492(W) x 140(up to top surface of turntable) 195(at dust cover in use) (H) x 407(10 mm of rear fittings included) (D) mm
		Net weight	25.4 kg(main unit)

* This product is supplied with a dust cover.
** No cartridge is included.

* The described company names and product names are trademarks or registered trademarks of each company.
* Specifications and appearance are subject to change without notice. * The products listed in this catalog do not include line cables. Please purchase cables separately.

⚠ Safety Cautions


To ensure correct use of this product, read the "Owner's Manual" prior to use. Failure to follow all safeguards can result in fire, electric shock, or other accidents.

Capturing the era of the '38' – the aspiration of a new vacuum tube amplifier

The LX-380 represents a new era in golden '38' series vacuum tube integrated amplifiers from LUXMAN.

Providing an exceptionally deep resonance of sound sources of various ages and genres, the LX-380 combines LECUA* - a computerized attenuator which carefully reproduces the dynamism of each performance - with a power amplifier circuit that expresses the rich musicality of the 6L6GC output tube.

Housed in a wooden case that is reminiscent of the 28 series, the LX-380 appeals to a new generation with a winning combination of cutting edge technology and traditional know-how.



■ Vacuum tube 6L6G output configuration

The LX-380 is equipped with the 6L6GC beam power tube that has a reputation for high quality, stability and a delicate, soft tonal quality. The rated output of 20W+20W that is sufficient for a domestic sound system is achieved through the combination of a powerful, flexible Mullard type driver stage with a push pull structure final stage. This adopts a fixed bias type to maintain a constant grid voltage. The auditory drive force that is created by a vacuum tube amplifier is not easily quantified. This and a dense, mellow tonal quality have been achieved comfortably in the design of the LX-380 not with a high-power specification but by building in a margin in the vacuum tube and peripherals. The combination of experience and original design knowledge results in longevity of enjoyment of this product with long term peace of mind.

■ Classical knob layout and wooden case

The elegant exterior in a natural veneer finish in a full sized (440mm) square wooden case is reminiscent of the original classic layout that consists of a combination of knob and lever switches made of machined aluminium and resin.



Natural veneer-finished case

■ The first ever vacuum tube amplifier to feature LECUA

The LX-380 is the first vacuum tube amplifier to feature LECUA, the proprietary computerized control attenuator from LUXMAN that enables the sound to be adjusted smoothly with minimal deterioration using an 88-step method. The LX-380 uses the same high sound quality semiconductor circuit that has been successfully proven in integrated amplifiers such as the L-590AX.



The high quality LECUA circuit board

■ Expandability options

The LX-380 is equipped with an electronically controlled tone control function (bass/treble) for delicate adjustments to the tonal quality per the sound source and listening environment, with 3 selectable turnover frequency positions. The loudness mode interlocks with the sound volume to enable the correction of bass and treble ranges depending on human hearing characteristics.



Front panel lever switches

■ Fully fledged phono amplifier circuit

Due to their profound sound quality, analog records are now becoming popular again and the LX-380 is therefore equipped with a high sound quality semiconductor structured phono amplifier circuit that is compatible with MM/MC types. This circuit derives from the concept of the LUXMAN integrated amplifier and allows users to enjoy genuine analog record playback without adding an extra dedicated phono amplifier. A subsonic switch is provided on the front panel to suppress any woofer fluctuation that is caused by low frequency signals from warped records as well as a monaural switch to activate L channel or R channel with the same signal at monaural record playback. Such detailed design and functionality enable the full enjoyment of analog playback.



Phono amp PCB and phono inputs

■ Future proof separate amplifier structure

The pre/main amplifier circuits can be separated by a switch enabling the bi-amplifier structure in which a power amplifier can be added and the surround sound environment enhanced using an AV amplifier. The LX-380 is designed so that it can be expanded as part of a system for future upgrades and has a headphone output for private sound enjoyment.




Separate switches and corresponding rear panel terminals

■ Parts selected specifically for high sound quality and durability

The LX-380 features an abundance of parts that have been specifically selected for their high sound quality and durability as well as proprietary custom made parts with the expected longevity for such a high-end product. The LX-380 is equipped with a highly reliable signal switching circuit that uses a proven large, audio dedicated relay and a newly developed low-height capacitor to maximise the sound quality. Using original OFC wires enables a smooth and natural signal transfer together with spiral wrap shielding on each core and a non-plating process on the core wires for main signal lines. The LUXMAN specific round pattern circuit board achieves smooth current transfer and signal flow.

■ Large speaker terminals for 2 systems

The rear panel of the LX-380 is equipped with 18mm pitch gold plated RCA terminals to support high grade line cables with large plugs and speaker terminals (2 lines) in inline layout, and are compatible with Y lugs to connect easily with extra thick speaker cables.



Large speaker terminals in inline layout

■ Longevity of design

The LX-380 has been designed to be durable with sufficient margin built in for operating voltage and heat radiation from the vacuum tube.



Vacuum tube, 6L6GC

*LECUA is an abbreviation of Luxman Electric Controlled Ultimate Attenuator.